


★ Equivalent Fractions – Practical Activity

Children use strips of paper to practically explore equivalent fractions.

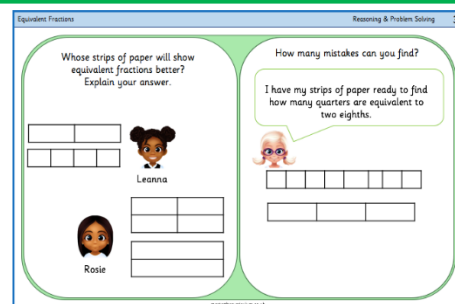
masterthecurriculum.co.uk



Reasoning & Problem Solving

Equivalent Fractions – Practical Activity


Children continue to show their understanding of equivalent fractions by answering reasoning tasks.



You will need equal strips of paper for this activity.

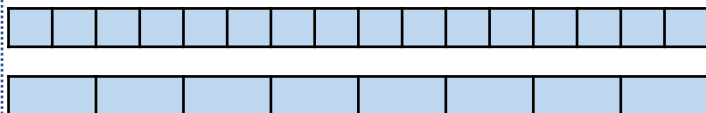
Use two strips of equally sized paper.
Fold one strip in half and the other into quarters.

Place the halves on top of the quarters.
Lift up one half. How many quarters are equivalent to one half?



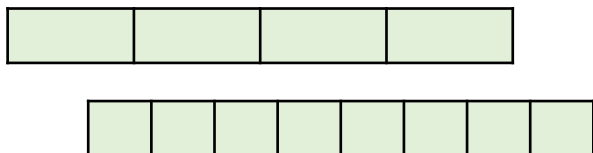
Use two strips of equally sized paper.
Fold one strip into eighths and the other into sixteenths.

Place the eighths on top of the sixteenths.
Lift up one eighth. How many sixteenths are equivalent to one eighth?



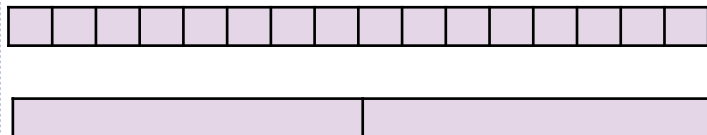
Use two strips of equally sized paper.
Fold one strip into quarters and the other into eighths.

Place the quarters on top of the eighths.
Lift up one quarter. How many eighths are equivalent to one quarter?



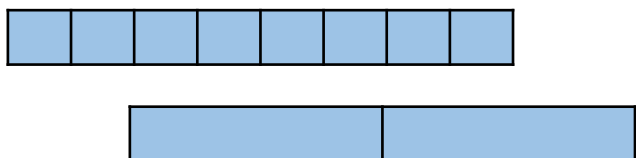
Use two strips of equally sized paper.
Fold one strip in half and the other into sixteenths.

Place the halves on top of the sixteenths.
Lift up one half. How many sixteenths are equivalent to one half?




Use two strips of equally sized paper.
Fold one strip in half and the other into eighths.

Place the halves on top of the eighths.
Lift up one half. How many eighths are equivalent to one half?



Use two strips of equally sized paper.
Fold one strip into quarters and the other into sixteenths.

Place the quarters on top of the sixteenths.
Lift up one quarter. How many sixteenths are equivalent to one quarter?



You will need equal strips of paper for this activity.

Use two strips of equally sized paper.
Fold one strip in half and the other into quarters.

Place the halves on top of the quarters.
Lift up one half. How many quarters are equivalent to one half?

Use two strips of equally sized paper.
Fold one strip into eighths and the other into sixteenths.

Place the eighths on top of the sixteenths.
Lift up one eighth. How many sixteenths are equivalent to one eighth?

Use two strips of equally sized paper.
Fold one strip into quarters and the other into eighths.

Place the quarters on top of the eighths.
Lift up one quarter. How many eighths are equivalent to one quarter?

Use two strips of equally sized paper.
Fold one strip in half and the other into sixteenths.

Place the halves on top of the sixteenths.
Lift up one half. How many sixteenths are equivalent to one half?

Use two strips of equally sized paper.
Fold one strip in half and the other into eighths.

Place the halves on top of the eighths.
Lift up one half. How many eighths are equivalent to one half?

Use two strips of equally sized paper.
Fold one strip into quarters and the other into sixteenths.

Place the quarters on top of the sixteenths.
Lift up one quarter. How many sixteenths are equivalent to one quarter?

Whose strips of paper will show equivalent fractions better?
Explain your answer.



Leanna



Rosie

How many mistakes can you find?

I have my strips of paper ready to find how many quarters are equivalent to two eighths.



Whose strips of paper will show equivalent fractions better?
Explain your answer.



Leanna



Rosie

How many mistakes can you find?

I have my strips of paper ready to find how many quarters are equivalent to two eighths.

Whose strips of paper will show equivalent fractions better?

Explain your answer.

--	--

--	--	--	--

Personal preference, children may see the first strip being easier to use.



Rosie



Leanna

How many mistakes can you find?

I have my strips of paper ready to find how many quarters are equivalent to two eighths.



--	--	--	--	--	--	--	--

--	--	--

1. The eighths are not equal.
2. The two lengths of strips are not equal.
3. The bottom strip shows thirds, not quarters.

Whose strips of paper will show equivalent fractions better?

Explain your answer.

--	--

--	--	--	--

Personal preference, children may see the first strip being easier to use.



Rosie



Leanna

How many mistakes can you find?

I have my strips of paper ready to find how many quarters are equivalent to two eighths.

--	--	--	--	--	--	--	--

--	--	--	--

1. The eighths are not equal.
2. The two lengths of strips are not equal.
3. The bottom strip shows thirds, not quarters.